



**GREAT CENTRAL RAILWAY**



GCRAILWAY.CO.UK

# 22<sup>nd</sup> MAY 2026 SULZER RUNNING DAY

## ABOUT THE EVENT

It's a thrilling high mileage running day where you can rack up plenty of miles with our home fleet engines. With an intense timetable running into the evening, this event is the perfect opportunity to enjoy a busy timetable dedicated to the Sulzer's at our normal fares!

## REFRESHMENTS ONBOARD

We'll be keeping you well-fed and refreshed throughout the day! Join us bright and early to enjoy a freshly cooked breakfast from our Griddle Car – the perfect way to start your diesel day out. Over on the B Set, our Refreshment Car will be serving up a great selection of drinks, including hand-pulled ales, ciders, spirits, and plenty of other beverages and snacks to keep you going between trains.

## GUEST ENGINE

26043



### Class 26

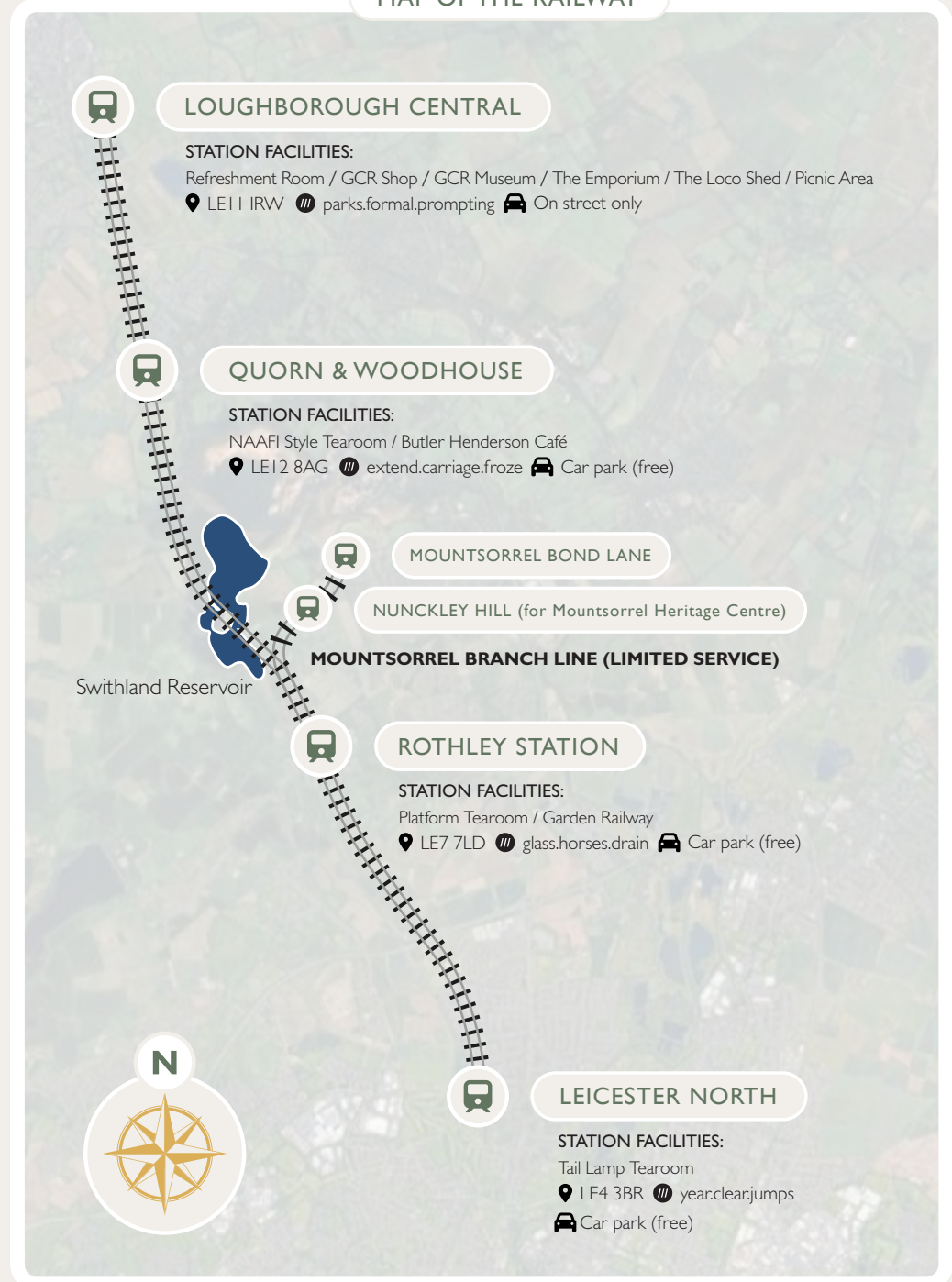
We're delighted to announce that Class 26 26043 will be joining our line-up for our Sulzer Running Day, this will be its last appearance before returning to Gloucestershire and Warwickshire Steam Railway.

## PLEASE DONATE TODAY

To donate, simply scan or visit: [gcrailway.enthuse.com/donate#//](https://gcrailway.enthuse.com/donate#/)



## MAP OF THE RAILWAY



**SULZER RUNNING DAY • 22<sup>nd</sup> MAY 2026**

**Up**

Towards Leicester

		27056	D123	26043	D6535	26043 / 27056	D123	27056	D6535	26043	D123	D6535 / 27056	26043 / D123	D6535
<b>Loughborough</b>	depart	09:45	10:30	11:15	12:00	12:45	13:30	14:15	15:00	15:45	16:30	17:15	18:00	19:30
<b>Quorn &amp; Woodhouse</b>	depart	09:54	10:39	11:24	12:09	12:54	13:39	14:24	15:09	15:54	-	-	-	-
<b>Rothley Station</b>	depart	10:05	10:50	11:35	12:20	13:05	13:50	14:35	15:20	16:05	16:47	-	-	-
<b>Leicester North</b>	arrive	10:15	11:00	11:45	12:30	13:15	14:00	14:45	15:30	16:15	16:57	17:42	18:27	19:57

**Down**

Towards Loughborough

		27056	D123	26043	D6535	27056 / 26043	D123	27056	D6535	26043	D123	27056 / D6535	D123 / 26043	D6535
<b>Leicester North</b>	depart	10:30	11:15	12:00	12:45	13:00	14:15	15:00	15:45	16:30	17:15	18:00	18:45	20:15
<b>Rothley Station</b>	depart	10:42	11:27	12:12	12:57	13:42	14:27	15:12	15:57	16:42	-	-	-	-
<b>Quorn &amp; Woodhouse</b>	depart	10:53	11:38	12:23	13:08	13:53	14:38	15:23	16:08	16:53	-	-	-	-
<b>Loughborough</b>	arrive	11:00	11:45	12:30	13:15	14:00	14:45	15:30	16:15	17:00	17:41	18:26	19:11	20:41

**GCR HOME FLEET IN SERVICE**

**D123**

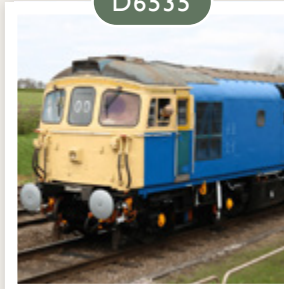


**Class 45**

The Class 45 diesel-electric locomotives were a mainstay of British Rail's first generation of main line diesel traction.

Power Output • 2,500 BHP

**D6535**




**Class 33**

Part of the National Collection, stands as a significant example of British Railways' medium-powered diesel loco developed under the 1955 Modernisation Plan.

Power Output • 1,550 BHP

**27056**



**Class 27**

Built in July 1962 by Birmingham Railway Carriage & Wagon at Smethwick, and was the last of its class and entered service with British Railways on 14th July 1962.

Power Output • 1,250 BHP



## YOUR SAFETY FIRST

# STAY SAFE DURING YOUR VISIT

To open the carriage door from the platform, grab the carriage handle and turn it so it is vertical, then pull the door towards you.

To close the door once you are on board pull the door towards you by holding the interior window ledge. Make sure your fingers are not in the way and that no one else is trying to get on behind you.

To open a carriage door on arrival at a station platform, pull the window down. Put your arm out and turn the exterior handle to the vertical position again. You may have to push against the door. **DO NOT** open the door if the train is moving or is not at a platform.

When you arrive at the station platform take note of the gap between the train and platform. Some stations may have a drop which requires a step to be used. Ask staff for assistance if you require it or are unsure. Steps are provided throughout the train. If you cannot see one, ask staff to get you one.

## PLEASE REMEMBER THE FOLLOWING

If you require assistance to get on or off the train, please ask

Please be extra careful with children or if you have limited mobility

Adults should alight first to assist children getting off

Be aware of rough underfoot conditions in some areas on the railway

**DO NOT** attempt to board or alight from a moving train

**DO NOT** put any body parts (including your head) out of a window or door when the train is moving



## WHERE TO EAT

# REFRESHMENTS ON THE LINE

## LOUGHBOROUGH CENTRAL

Our lovingly restored 1950s railway Refreshment Room is a wonderful location to take a break and watch the trains come and go. It is open when trains are running. It serves hot and cold snacks, refreshments and is licenced. It is situated on the platform. In addition, at the end of the platform is a small picnic area where you can watch the trains pass.

## QUORN & WOODHOUSE

The NAAFI (The Navy, Army, and Air Force Institute) is a small tea room and snack bar situated on Platform 2. It is presented in an atmospheric 1940s condition. It is open on most operating days. The Butler Henderson Café is adjacent to the station and car park and boasts an outside terrace overlooking the lovingly restored station and allows for great views of the locomotives passing by. There's also the station yard's much loved Tin Shed Bar that's open on special events, offering an excellent range of cask ales and ciders; also, tea, coffee, soft drinks and light refreshments to keep you going throughout the day.

## ROTHLEY STATION

On the platform, the Station Tea Room is a charming, gas-lit refreshment room serving a selection of light bites, cakes and hot and cold drinks on running days. Step inside and enjoy the warm, welcoming atmosphere of this traditional railway setting, or take your refreshments outside to watch the trains arrive and depart. Whether you're stopping off for a quick coffee or treating yourself to tea and cake between journeys, it's the perfect place to relax and soak up the sights and sounds of the Great Central Railway.

## LEICESTER NORTH

The Tail Lamp Tea Room at Leicester North station is open on most weekends. Located in the station building, you can purchase tea and coffee, snacks and cakes while waiting for your next train towards Loughborough.

## ON OUR TRAINS

Try something different and unique by travelling on our 1960 Restaurant Buffet Car. Simply find a seat and order your food. Full Breakfasts are served along with other hot and cold food and drinks. We've also recently introduced our Refreshment Car offering hot and cold drinks and snacks on selected trains.

